




# DIZO Buds Z

# Content



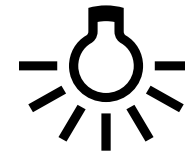
**Design**



**Product parameters**



**User guide**



**Features**



**FAQ**



**Design**



**DIZO**

**Buds**

**Z**



**DIZO** |  realme TechLife



## Apperance and color



**Onyx**

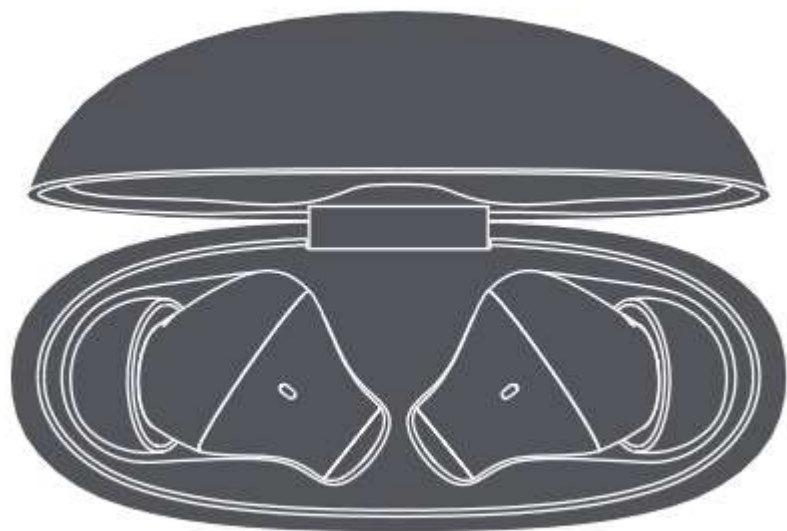


**Leaf**

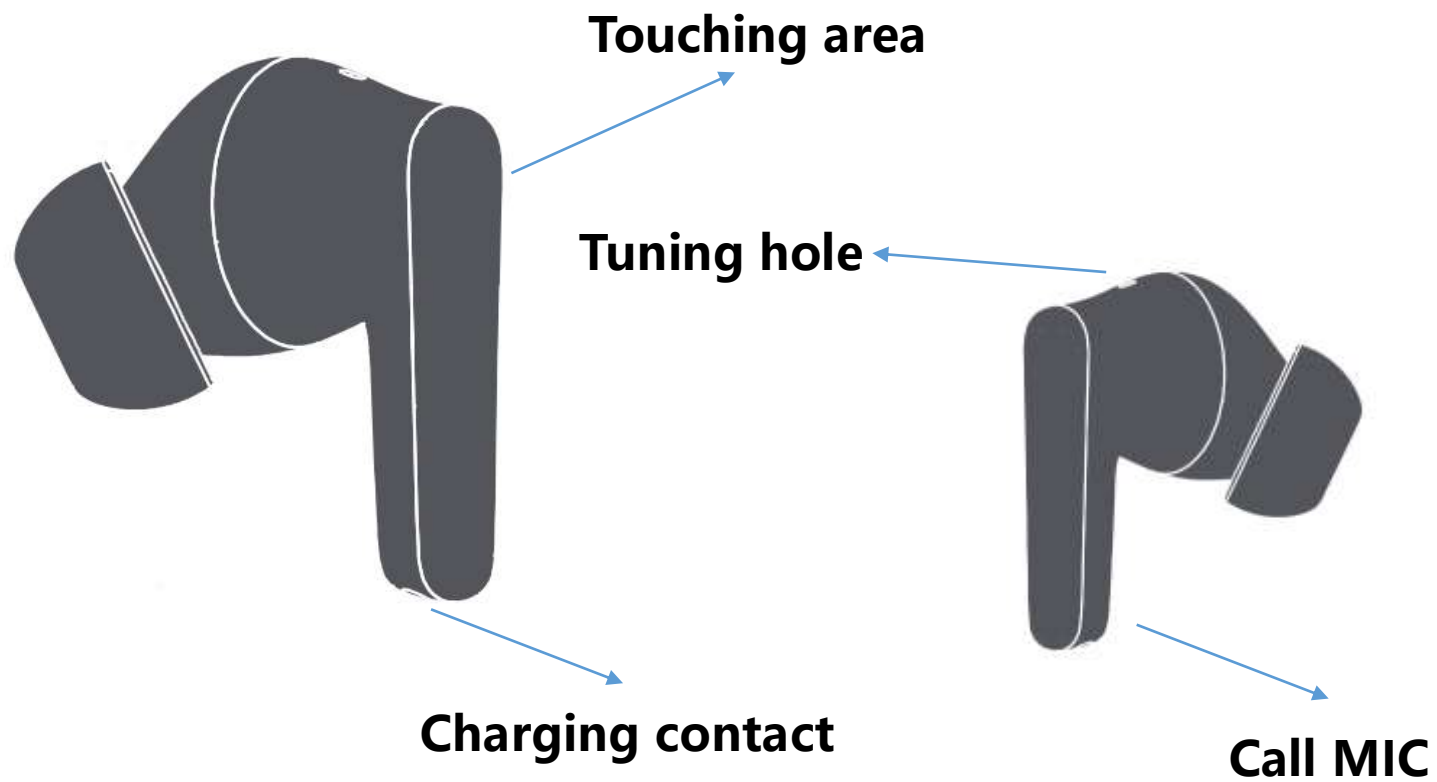


**Pearl**

# Apperance



**Charging case**




**Touching area**

**Tuning hole**

**Charging contact**

**Call MIC**



## **Product parameters**

# Product parameters

Category	Items	English
Appearance	Product Name ( Marketing name )	DIZO Buds Z
	Model Name	DA2117
	Type of earphones	True wireless bluetooth earphones
	Color	Onyx , Leaf , Pearl
Package	Package Contents	Earbud*2(Left and Right) Charging Box * 1 Type-C Charging Cable * 1 User guide and warranty card * 1 Earbud silicone tips:3 pairs (L/M/S)



# Product parameters



Category	Items	English
Product Parameters	Chipsets	ATS3015
	Software	DIZO_Paris_V1.1.0.01
	Product Size	size: charging case 64.6x51.6x26.0mm earbuds 29.2x20.4x24.6mm
	Weight	weight of earbuds : 3.7g, charging case: 36.0g
	realme link	Android: support iOS: non-support
	Pairing popup window	realme UI: NA GFP:NA
	Touch	Double click: play/pause the music; answer/ hang up the call; Triple-click: the next song; Long press for 2s: reject the call when there is an incoming call;
	Pressor sensor	NA
	slide volume control	NA
	wear detection	NA
	Microphone	single MIC
	Waterproof Level	IPX4
	Delay in normal model	293ms latency under normal model in DIZO lab; (Perfect Piano) 477ms for PUBG under normal model
Theoretical delay (Low delay mode/Game mode)	88ms	

# Product parameters



Category	Items	English
Product Parameters	Speaker Impedance	32 ohm
	driver type	dynamic
	driver size	10mm
	diaphragm type	Pu+PEEK
	Frequency Range	20~20KHz
	Sensitivity	105dB (India) 100dB (other) )
	Noise Canceling	ENC: Singl Mic Noise Cancellation for Calling ANC: NA
	Bluetooth Version	BT5.0
	Bluetooth Profiles	A2DP,AVRCP,HFP
	Wireless Range	10m
	Battery Capacity	earphones: 43mAh, Charging Box: 380mAh
	charging indicator	Red/Green
	Charging Interface	Type C
	earphones Charging Input Power	5V
	Charging Box Input Power	5V
	Charging Box Output Power	5V
	Wireless charging	NA
	Theoretical charging time (Fully charge the headset)	1H
	Theoretical charging time(Fully charge the headset and charging case)	2H
	Theoretical talk time	4H

# Product parameters



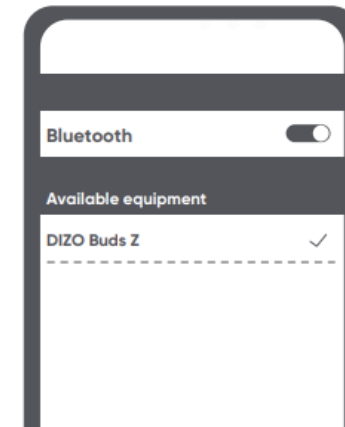
Category	Items	English
Product Parameters	stream music play time with charge case	16.5H
	Theoretical standby time	300days
	Theoretical music playing time	4.5H
	times of music play with charge case	324 songs
	times of movie play with charge case	11 movies
	times of teleplay play with charge case	22 episodes
	Headphone (0% battery) charging 5 minssutes play time	40mins
	Headphone (0% battery) charging 510minsutes play time	80mins
	The charging box (0% battery) is charged for 5 minsutes, and the headset playback time (the headset is charged with 0% battery to the charging box with 0% battery)	2H
	The charging box (0% battery) is charged for 10 minsutes, and the headset playback time ( the headset is charged with 0% battery to the charging box with 0% battery)	4H
Operating Temperature Range	0-45°C	
Audio Codec	SBC	support
	AAC	NA
	Qualcomm aptX	NA
	Qualcomm aptX HD	NA
	LDAC	NA




**User guide**

## 1. Bluetooth pairing

- Open up the charging case to enter pairing mode.
- Search for “ DIZO Buds Z ” on Bluetooth to complete the pairing process.
- After the earbuds are paired, they will automatically connect when the charging case is opened.





## Touch control

Touch twice: Play/pause music;  
Answer/hang up.

Touch three times: Next song.

Press and hold for 2s: Reject incoming call.

Press and hold both left and right earbuds for 2s:  
Enter/Exit Game Mode.

- \* If the pairing of the left and right earphones fails touch one earphone 5 times and then the other 5 times to pair the two earphones.
- \* Factory reset: press and hold both earbuds for 10s (not during a call)

## 3. Use with realme Link



Users can download realme Link to install additional features for DIZO Buds Z

Search realme Link in APP Store, or scan the following QR code



## 4. Reset earphones

Press and hold both earbuds for 10s (Not during a call)

## 5. Charging




Red light indicates low battery ( $\leq 20\%$ )




Green light indicates sufficient battery ( $> 20\%$ )

Charge the case with the provided Type-C cable.  
When plugged in, the indicator will light up to signal that the case is charging.





# Features



## Features

**16hrs Total  
Playback**

**10mm Bass Boost  
Driver**

**88ms Super Low  
Latency ( Gaming  
Mode )**

**Instant Connection**

**Intelligent Touch  
Controls**

**Comfortable & Light  
Weight**

**IPX4 Water Resistant**

## Part 1. 16 Hours Total Playback

The ultra-low-power chip and 380mAh large battery capacity provide you with a massive 16hrs total battery life

**43mAh**

Single earphone



**380mAh**

Charging case



**300 Days**

Theoretical standby time

**16.5 Hours**

Theoretical music playing time of earphones plus charging case

**4.5 Hours**

Theoretical music playing time

**4 Hours**

Theoretical talk time

## Part 2. 10mm Bass Boost Driver

### Large driver

- Makes the bass richer and more solid

### TPU+PEEK polymer composite diaphragm

- The driver contains a TPU+PEEK polymer composite diaphragm
- It enables a deeper bass of the super large driver unit and gives you a clearer stereo sense

### Bass Boost+

- DIZO invited a veteran 10-year audio tuning team to provide a Bass Boost+ compound bass enhancement algorithm
- It amplifies the strength of large units and enhancing bass diving

You are able to hear the bass more clearly,  
having an astonishingly wonderful listening experience

## Part 3. 88ms Super Low Latency ( Gaming Mode )



### **88ms Super Low Latency**

(Game mode can be opened by pressing both earphones for 2s)

In the game mode, whether it is watching a movie or playing a game in black, it can keep the audio and video in sync, making the experience more enjoyable.



### **Bluetooth 5.0**

A powerful antijamming capability

A high transmission speed

Low power consumption

A stable connection even in the face of multi-device interference



### **Bluetooth low latency dual transmission technology**

Two earphones transmit sound at the same time, effectively reducing latency and lag.

## Part 4. Instant Connection

### Instant Connection

DIZO Buds Z allows you to quickly connect the headset to the phone



The headset can be connected to the mobile phone when it is picked up



Turned off when earbuds are put into the case

## Part 5. Intelligent Touch Controls

### Intelligent Touch Controls



#### Double click

Play/pause the music  
Answer/ hang up the call




#### Triple-click

The next song



#### Long press for 2s

Reject the call when  
there is an incoming call



#### Long press both ears for 2s

Enter/exit game mode

## Part 6. Comfortable & Light Weight

### Light and comfortable design

**3.7g**

Single earbud

**36g**

Earbuds + charging case



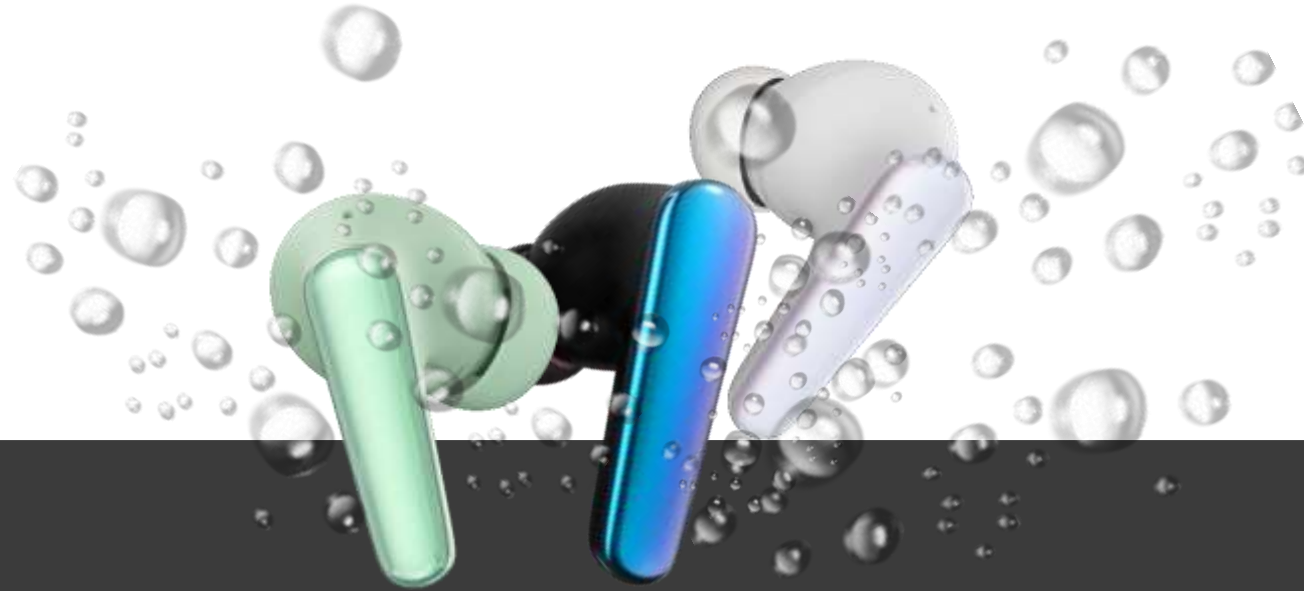
Leaf



Pearl



## Part 7. IPX4 Water Resistant



### Quality Insurance

20,000 times

Charging case open/close test

5,000 times

Charging port plug in/out test

2,000 times


Charging port test

-45/75°C

98hrs Temperature test

50°C/RH95%

96 hours of high temperature-high humidity test



**FAQ**

**1: Why can't my earphone open the voice assistant?**

DIZO Buds Z turns off the voice assistant by default. If you need to set the voice assistant touch mode, please connect to realme Link and manually set the voice assistant touch mode.

**2: Why can't my earphone automatically reconnect to the previous device?**

DIZO Buds Z has been connected to multiple devices, it will only recognize the last connected device and cannot automatically connect to the previous device. It needs to be manually connected.

**3: Does DIZO Buds Z support simultaneous connection of two earphones?**

DIZO Buds Z cannot connect to two mobile phones at the same time. If you need to connect to another mobile phone, you need to disconnect the currently connected mobile phone and then manually connect to the other mobile phone.

## **1: Can the earphone battery be replaced?**

No, the headset battery is a built-in lithium ion battery and cannot be replaced.

## **2: Why can't my headset charge?**

1. The headset has not been used for a long time;
2. The charging case is dead.

solution:

1. If the headset has not been used for a long time, it is recommended that you charge it for a while to activate the headset;
2. It is recommended that you charge the charging box, the indicator light will be red when charging, and green when fully charged;
3. None of the above methods can solve the problem, it is recommended that you go to the nearest service outlet for testing..

## **3: Which phones does DIZO Buds Z support?**

DIZO Buds Z supports Bluetooth 5.0 protocol and is backward compatible. Basic Bluetooth pairing can be done with all Bluetooth devices such as cell phones (Android/iOS), tablets, and computers that support the Bluetooth protocol.